

# SC900™

## Large Walk-Behind Scrubbers



# Advance

### FACT SHEET



#### **UNSURPASSED SIMPLICITY. UNDENIABLE RELIABILITY.**

Maintaining an industrial facility can be challenging. That is why Advance developed the SC900™, a simple machine allowing facility operators to focus on core tasks in a productive manner. The SC900 removes common complexity routinely associated with floor cleaning equipment. The absence of sophisticated electronics and excessive features increases ease of use and uptime while lowering your overall cost to clean.

***When your facility must get cleaned, count on the SC900™ to get the job done.***

#### **AVAILABLE ACCESSORIES**

##### **All Models**

- Squeegee blade kit, genuine LINATEX® (pn 56115333)
- Squeegee blade kit, polyurethane (pn 56115335)
- Squeegee blade kit, natural gum rubber (pn 56115334)
- Two replacement keys (pn 1462887000)
- TrackClean with no operator ID key (pn 56115417)
- TrackClean with operator ID key (pn 56115416)
- Single point battery watering kit (pn 56314981)

##### **Model Specific**

- Prolene brush for 28D (pn 56505804)
- 180 MidLite Grit brush for 28D (pn 56505808)
- Pad holder for 34D (pn 56505780)
- Prolene brush for 34D (pn 56505784)
- 180 MidLite Grit brush for 34D (pn 56505788)
- Prolene cylindrical brush for 32C (pn 56407475)
- 180 MidLite Grit cylindrical brush for 32C (pn 56407476)
- Pad holder for 28D (pn 56505800)


#### **TYPICAL APPLICATIONS INCLUDE**

- Processing Plants
- Beverage Distributors
- Municipalities
- Government Buildings
- Transportation Facilities
- Manufacturing Plants
- General Warehouses




# Advance SC900™

## Large Walk-Behind Scrubbers




Control board-free design eliminates costly repairs.




A simple mechanical deck lever removes the complexity, unreliability and service costs associated with alternative methods.



No confusing buttons or switches for a simple and easy to use machine.



Mechanical scrub and vacuum levers for increased reliability, lower total cost of ownership and increased ease of use.



Safety yellow touch points make the machine easy to use and eliminate operator errors.



Conveniently located thumb controlled cruise control increases productivity and safety.



A single reverse button for control, safety and ease of use.

- 1 Minimal electronics for increased reliability and lower total cost of ownership
- 2 Built with hand select components from top manufacturers for long lasting durability
- 3 Essential functions are uncomplicated for the utmost in reliability
- 4 Powerful motors will provide years of trouble-free operation and powerful performance
- 5 Simplified user interface eliminates operator confusion and makes operator training fast and easy



## Industrial Strength Solutions...

- Our products are designed using innovative technology that increases productivity and drives down the cost to clean.
- You can get expert service and maintenance for your Advance machines from factory-trained personnel around the world. Fast parts delivery, too.
- Maintain peak performance with Nilfisk Parts.

## Technical Specifications

Models	SC900™ 28D	SC900™ 34D	SC900™ 32C
<b>Head Type</b>	Disc	Disc	Cylindrical
<b>Cleaning Width</b>	28 in (71 cm)	34 in (86 cm)	32 in (81 cm)
<b>Maximum Scrub and Transport Speed</b>	3.2 mph (5.15 km/hr)	3.2 mph (5.15 km/hr)	3.2 mph (5.15 km/hr)
<b>Productivity Per Hour Maximum (ISSA 540)</b>	28,028 ft <sup>2</sup> /hr (2,604 m <sup>2</sup> /hr)	34,034 ft <sup>2</sup> /hr (3,162 m <sup>2</sup> /hr)	31,915 ft <sup>2</sup> /hr (2,965 m <sup>2</sup> /hr)
<b>Drive Motor</b>	0.5 hp	0.5 hp	0.5 hp
<b>Solution Tank</b>	30 gal (114 L)	30 gal (114 L)	30 gal (114 L)
<b>Recovery Tank</b>	32 gal (121 L)	32 gal (121 L)	32 gal (121 L)
<b>Flow Rate</b>	0-1 GPM (3.8 LPM)	0-1 GPM (3.8 LPM)	0-1 GPM (3.8 LPM)
<b>Productivity Per Tank</b>			
@ 0.25 GPM (0.016 L/S)	120 minutes	120 minutes	120 minutes
@ 0.5 GPM (0.032 L/S)	60 minutes	60 minutes	60 minutes
@ 0.75 GPM (0.047 L/S)	40 minutes	40 minutes	40 minutes
@ 1.0 GPM (0.063 L/S)	30 minutes	30 minutes	30 minutes
<b>Brush Motor</b>	0.75 hp	0.75 hp	0.75 hp
<b>Brush Speed</b>	250 RPM	250 RPM	900 RPM
<b>Brush Down Pressure</b>	80, 145, 200 lb (36, 66, 91 kg)	80, 145, 200 lb (36, 66, 91 kg)	75, 100, 125 lb (34, 45, 57 kg)
<b>Vacuum Motor</b>	0.95 hp	0.95 hp	0.95 hp
<b>Maximum Vacuum Motor Waterlift</b>	71 in H <sub>2</sub> O (17.7 KPA)	71 in H <sub>2</sub> O (17.7 KPA)	71 in H <sub>2</sub> O (17.7 KPA)
<b>Maximum Vacuum Motor Air Flow</b>	96 CFM (2,718 LPM)	96 CFM (2,718 LPM)	96 CFM (2,718 LPM)
<b>Sound Level (IEC, ISO 11201)</b>	68 dB A	68 dB A	69 dB A
<b>Width Without Squeegee</b>	30.3 in (77 cm)	30.3 in (77 cm)	30.6 in (77.7 cm)
<b>Width With Squeegee</b>	41.8 in (106.6 cm)	41.8 in (106.6 cm)	41.8 in (106.6 cm)
<b>Height</b>	44.8 in (113.8 cm)	44.8 in (113.8 cm)	44.8 in (113.8 cm)
<b>Length</b>	65.4 in (166 cm)	67.4 in (171 cm)	63.1 in (160.3 cm)
<b>Floor Loading Right Front</b>	147 PSI (1.0 N/mm <sup>2</sup> )	128 PSI (0.89 N/mm <sup>2</sup> )	155 PSI (1.1 N/mm <sup>2</sup> )
<b>Floor Loading Left Front</b>	107 PSI (0.74 N/mm <sup>2</sup> )	132 PSI (1.0 N/mm <sup>2</sup> )	128 PSI (0.88 N/mm <sup>2</sup> )
<b>Floor Loading Right Rear</b>	205 PSI (1.4 N/mm <sup>2</sup> )	432 PSI (3.0 N/mm <sup>2</sup> )	245 PSI (1.7 N/mm <sup>2</sup> )
<b>Floor Loading Left Rear</b>	521 PSI (5.6 N/mm <sup>2</sup> )	640 PSI (4.4 N/mm <sup>2</sup> )	416 PSI (2.9 N/mm <sup>2</sup> )
<b>Gross Weight (310 Ah batteries, Full Solution Tank)</b>	1,189 lb (539.3 kg)	1,206 lb (547 kg)	1,235 lb (560 kg)
<b>Protection Grade</b>	IPX4	IPX4	IPX4
<b>Gradeability Transport and Cleaning</b>	2%, 1.15 degrees	2%, 1.15 degrees	2%, 1.15 degrees
<b>Battery Options (36 V, 6 ea, 6 V)</b>	242 Ah wet, 310 Ah wet, 255 Ah AGM	242 Ah wet, 310 Ah wet, 255 Ah AGM	242 Ah wet, 310 Ah wet, 255 Ah AGM

Specifications are subject to change without notice.



9435 Winnetka Avenue North  
Brooklyn Park, MN 55445  
www.advance-us.com  
Phone: 800-214-7700  
Fax: 800-989-6566

240 Superior Boulevard  
Mississauga, Ontario, Canada L5T 2L2  
www.nilfisk-advance.ca  
Phone: 905-564-1149 or 800-668-8400  
Fax: 905-564-1030 or 800-263-5111



©2017, Nilfisk, Inc. Printed in U.S.A.,  
Form L3444A, 3-17

